


Suggestions for Senior Infants - Ms. Reynolds's Class

Maths choice board: Pick a square and do the activity.

Watch the video on the months of the year.

<https://safeyoutube.net/w/ZAOg>

Put the months in the correct order.

 **WHAT'S THE ORDER?**

1 2 3 4

5 6 7 8

9 10 11 12

March	August	December	July
October	June	September	May
April	January	November	February


Number formation:

Practice writing the numbers:

(Can use blocks/ lego/ sticks/ counters/ playdough to help with number formations).



Nature Walk: The children could go on a nature walk/ mini beast hunt and gather data as they go. I have included a sample graph below or feel free to create your own on a blank page or in a copy book









For maths games, have a look at: <https://www.twinkl.ie/go/resource/tg-ga-178-whats-the-time-mr-wolf-game>

Language choice board: Pick a square and do the activity.

Sing the alphabet song and match the following letters.

<https://www.youtube.com/watch?v=ffeZXPtTGC4>

Match the uppercase letter to its lowercase.

 Mug	M	<input type="radio"/>	<input type="radio"/>	p
 Nest	N	<input type="radio"/>	<input type="radio"/>	n
 Owl	O	<input type="radio"/>	<input type="radio"/>	q
 Pig	P	<input type="radio"/>	<input type="radio"/>	m
 Quail	Q	<input type="radio"/>	<input type="radio"/>	r
 Rat	R	<input type="radio"/>	<input type="radio"/>	o

Write 4 words ending with

'id' 'in'
did bin

Use the alphabet to help you.

Draw a picture for each word.

<https://www.starfall.com/h/ltr-classic/>



Sentence Unscrambling with full stops.

Rewrite the following sentences.

Remember a capital letter at the start of your sentence and full stop at the end of your sentence.

Read over your sentences to ensure they make sense!

a I saw . zebra

zoo could . go Ted the to

. hat I too a want

For extra worksheets practice look at Twinkl.

To set up free access; visit: <http://www.twinkl.ie/offer> and enter code: **IRLTWINKLHELPS**

<https://slp.cjfallon.ie/> Please click on the 'Sounds like Phonics Activity Book B' and practice 'Unit 1 - Vowel Digraphs'.

Reading choice board: Pick a square and do the activity.

Before reading: Can you predict what your book is about? How do you know this?
After reading: What was your favourite part of the book? Can you give a reason why?

Read with a loud voice.



Read a book under a tree.



Read a book to your teddies.



Read a book with animals in it.



Writing choice board: Pick a square and do the activity.

Free writing.

Draw and write about something you like. Remember to use capital letters at the start of a sentence, finger spaces and full stops. Please encourage children to use their phonics to spell words.

For example; Today is Monday. It is a sunny day. I played outside....



Practice writing the following letter: Remember to start your letter at the red arrow.



Story Time

Listen to the story about Dublin Zoo







<https://content.yudu.com/web/1yssw/0A224cw/OTMSIGS8/html/index.html?page=4&origin=reader>







Here is the link to view the animals in Dublin Zoo <https://www.dublinozoo.ie/animals/animal-webcams/>

Write and draw four jobs the Zoo Keeper does. Using the template to help you. Remember to write in full sentences; using a capital letter at the start of your sentence, a finger space between each word and a full stop at the end of your sentence. Use your phonics to help you sounds out words.


Write and draw four jobs the zookeeper does every day.

		Description
	1	 _____ _____ _____
	2	_____ _____ _____
	3	_____ _____ _____
	4	_____ _____ _____ 

Poetry

At the Zoo



At the zoo we saw a bear,
He had a long, dark fuzzy hair.
We saw a lion in a cage.
He was in an awful rage.
We saw the big, long necked giraffe,
And the silly monkeys made us laugh.
But my favourite animal at the zoo
Is the elephant - how about you?

- **Before reading:** You could ask your child if they have ever seen a zoo animal do funny things? What is your favourite zoo animal?
- **After reading:** Why do you think the monkeys mad them laugh? Why do you think the elephant is the author's favourite animal?
Visualising: Read the poem a second time, ask your child to close his/her eyes and think about what pictures they see in their heads as they listen. Discuss these images after.

Choice board: Pick a square and do the activity.

Art:

Draw with Don (YouTube)

Lesson: Draw a Tiger

https://www.youtube.com/watch?v=k1YV_Y6d


[QUK](#)



Carnival of the Animals

<https://www.youtube.com/watch?v=1L993HNAa8M>

- Ask your child to listen to some/all sections of this piece.
- Encourage them to draw the animals they hear or they think match the music.



Drama: A day at the Zoo

Setting up the zoo at home (some ideas)

You can set up a zoo using stuffed toy animals and baskets or boxes with straw or crêpe paper for bedding. Sand buckets, plastic fruit and vegetables and bowls can be used for pretend play for feeding time. A toy wheelbarrow, brush, spade and some old hose could be used to clean out animal enclosures or transport food to animals. A white coat or shirt, vet's bag and clipboard could be incorporated for a role-play on a vet's visit.

Scenarios

- Zoo vet using the doctor's kit to check the animals' health
- Zoo tour guide gives visitors information on the animals
- Zookeeper feeding and cleaning the animals and their enclosure.

Spell your name PE!

- A- 5 Jumping Jacks
- B- 5 Jumping Jacks
- C- 10 jumps
- D- hop on your right foot
- E- hop on your left foot
- F- crab walk for 10 seconds
- G- do 5 sit ups
- H- 10 mountain climbers
- I- 5 push ups
- J- 30 second high knees
- K- kick your left foot as high as you can
- L- kick your right foot as high as you can
- M- 5 jumping jacks
- N- 10 jumps
- O- hop on your right foot
- P- hop on your left foot
- Q- do 5 sit ups
- R- do 10 mountain climbers
- S- crab walk for 10 seconds
- T- 5 push ups
- U- kick your right foot as high as you can
- V- kick your left foot as high as you can
- W- Run in place for 30 seconds
- X- run with high knees
- Y- 5 push ups
- Z- 5 sit ups

Don't forget - Lots of play! Boys and girls help to tidy-up!

